




FAEMINA Update

New Wake-up mode

- **Obj:** reduce the consumption of water and increase the tank autonomy. Have an easiest user experience.
- **Implementation:**
 - With only one click on one of the button → display wake up
 - Second click → brewing





New wake up mode



- One press → Display awakening
Second press → Flush
- One press → Display awakening
Second press → Brewing

New power mode and New Eco Mode

- **Obj;** guarantee the maximum flexibility and reduce the energy consumption
- **Implementation :** new turn on mode; easy to set by machine display or BeFaema app
 - **Full mode:** turning one service boiler e coffee boiler, hot water and steam
 - **Hot water e steam mode:** turining on service boiler to hot water and steam only
 - **Only Coffee:** turning on coffee boiler for coffee preparation only
 - **Eco mode**


| ECO MODE | FULL MODE | HOT WATER E STEAM MODE | ONLY COFFEE |
|---|--|---|--|
|  |  |  |  |
| <ul style="list-style-type: none"> • Coffee → ON • Steam → OFF • Hot water → OFF • Lights → OFF | <ul style="list-style-type: none"> • Coffee → ON • Steam → ON • Hot water → ON • Lights → ON | <ul style="list-style-type: none"> • Coffee → OFF • Steam → ON • Hot water → ON • Lights → ON | <ul style="list-style-type: none"> • Coffee → ON • Steam → OFF • Hot water → OFF • Lights → ON |

New Eco Mode

- **Obj:** energy consumption optimization, effictively communicate the energy consumption optimization to the consumer
- **Implantation:** light on in addition to the current Eco mode

Status bar

- **Obj:** give visibility to the user of the progress toward a status bar reaching the temperature when turning on/preparing recipes
- **Implementation :** insertion of a status bar that marks the progress





Thanks